

Low Loss SAW 112 MHz Filter

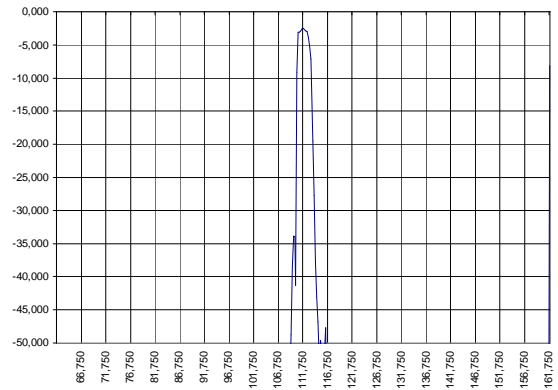
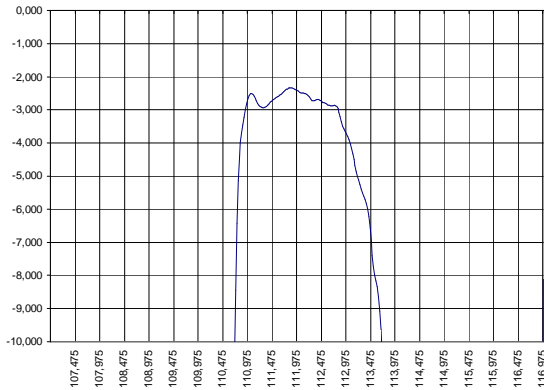
Bandwidth 3 MHz

Part Number M131-112M1

Complies with Directive 2002/95/EC (RoHS)

PRELIMINARY DATA

Typical performance



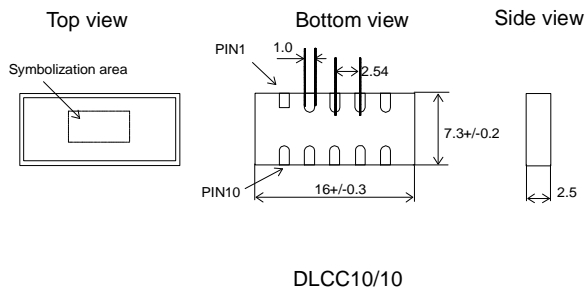
Specifications

Parameter	Unit	Min	Typ	Max
Central frequency	MHz	111.85	112.00	112.15
Inserted loss	dB	2.0	2.2	2.4
Bandwidth @ -1dB	MHz	1.90	2.00	2.15
Bandwidth @ -3dB	MHz	-	3.0	-
Bandwidth @ -40dB	MHz	-	5.5	-
Amplitude ripple ($f_0 \pm 1$ MHz)	dB	-	0.7	1.0
Amplitude ripple (full band)	dB	-	-	3.0
Ultimate rejection	dB	-	80	-
Substrate	-	-	36LTO	-
Temperature range	$^{\circ}$ C	-55	22	85

Notes:

1. The design, manufacturing process, and specifications of this filter are subject to change.
2. Specification valid for measurements in Microsaw test fixture.

Case



Matching

