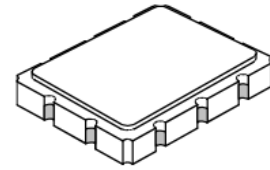


121.5 MHz SAW Filter
 Bandwidth 2.3 MHz

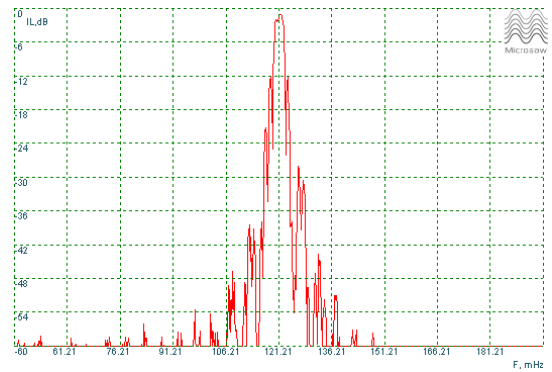
FEATURES

- Low Loss
- Small package
- High selectivity
- Low cost



PRELIMINARY DATA

Typical Performance



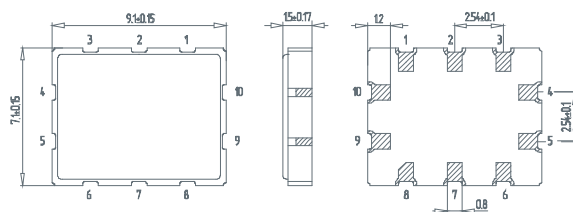
Specifications

Parameter	Unit	Min	Typ	Max
Center Frequency	MHz	121.3	121.5	121.7
Insertion loss	dB	-	1.1	1.5
Bandwidth@-2dB	MHz	2	2.3	-
Bandwidth@-30dB	MHz	-	7.5	-
Ultimate rejection	dB	-	60	-

Notes

1. Microsaw OY reserves the right to make changes to the product and corresponding product specifications without notice.
2. All data is valid for measurements in Microsaw test fixture under Ambient temperature 22 C deg, Input/Output impedance 50 Ohm.
3. Maximum continuous power +5 dBm
4. Amplitude ripple (typ) < 2 dB @ 2 MHz bw

Case



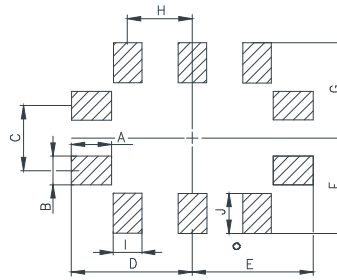
Element	Material
Package	Ceramic (Kyocera A440 black)
Cover	Kovar
Termination	Au electroplating 0.3-1 um over Ni electroplating 1.27-8.60 um

Mass 0.4 g



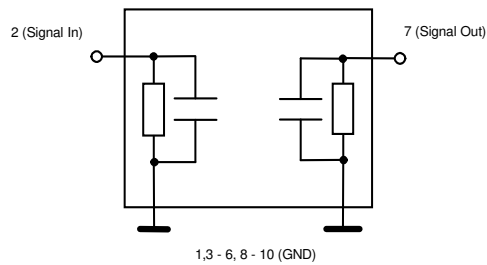
Package Footprint

Dimension	mm		
	Min	Norm	Max
A		1,32	
B		0,92	
C	2,44	2,54	2,64
D		4,61	
E		4,61	
F		3,61	
G		3,61	
H	2,44	2,54	2,64
I		0,92	
J		1,32	



Matching circuit

$Z_{in}=Z_{out}=50\ \Omega$



No matching required

Additional information

Temperature Range -55.. + 85 C

Substrate 128LNO

Package QCC10

MSL Rating not applicable. Hermetic package.

Complies with Directive 2002/95/EC (RoHS)

Important Warnings

Electric Sensitive Device

See soldering chart before using

See frequency shifts depending on temperature

Links to Technical Information

Soldering profile: www.microsaw.fi/pdf/soldering-chart.pdf

Frequency shifts: www.microsaw.fi/pdf/frequency-shifts-table.pdf

Links to Company Information

Services: www.microsaw.fi/servicesandprices.php

Contacts: www.microsaw.fi/contacts.php

ADDITIONAL NOTES

1. Some parts of this publication contain statements about the suitability of our products for certain areas of application. These statements are based on our knowledge of typical requirements that are often placed on our products in the areas of application concerned. We nevertheless expressly point out that such statements cannot be regarded as binding statements about the suitability of our products for a particular customer application. As a rule, Microsaw is either unfamiliar with individual customer applications or less familiar with them than the customers themselves. For these reasons, it is always ultimately incumbent on the customer to check and decide whether an Microsaw product with the properties described in the product specification is suitable for use in a particular customer application.

2. We also point out that in individual cases, a malfunction of passive electronic components or failure before the end of their usual service life cannot be completely ruled out in the current state of the art, even if they are operated as specified. In customer applications requiring a very high level of operational safety and especially in customer applications in which the malfunction or failure of a passive electronic component could endanger human life or health (e.g. in accident prevention or life-saving systems), it must therefore be ensured by means of suitable design of the customer application or other action taken by the customer (e.g. installation of protective circuitry or redundancy) that no injury or damage is sustained by third parties in the event of malfunction or failure of a passive electronic component.

3. We constantly strive to improve our products. Consequently, the products described in this publication may change from time to time. The same is true of the corresponding product specifications. Please check therefore to what extent product descriptions and specifications contained in this publication are still applicable before or when you place an order.