


1482 MHz SAW Filter
 Bandwidth 22.5 MHz

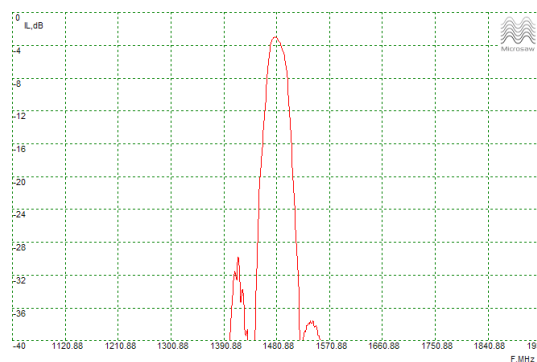
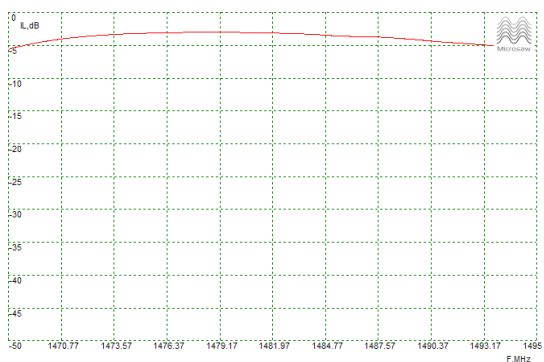
Features

- Low Loss
- Small package
- High selectivity
- Low cost



PRELIMINARY DATA

Typical Performance



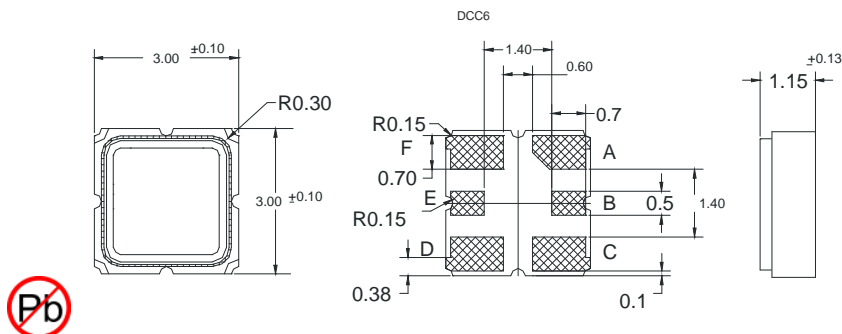
Electrical Specification

Parameter	Unit	Min	Typ	Max
Center frequency	MHz	-	1482	-
IL	dB	-	3.0	3.5
Bandwidth @-2 dB	dB	21	22.5	24
Bandwidth @-28 dB	dB	-	69	70
Ultimate rejection	dB	-	40	-

Notes

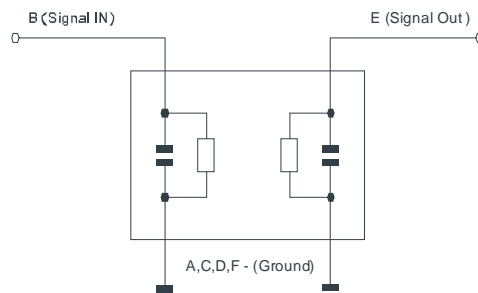
Microsaw reserves the right to make changes to the product and corresponding product specifications without notice. All data is valid for measurements in Microsaw test fixture under Measurement conditions: Ambient temperature 22 C deg, Input Power 0dBm, Input/Output impedance 50 Ohm.

Package



Matching Circuit

$Z_{in}=Z_{out}=50\ \Omega$
No matching required



Additional Information

Temperature Range -55.. + 85 C
Substrate 36LTO
Package DCC6
Complies with Directive 2002/95/EC (RoHS)

Important Warnings

Electric Sensitive Device
See soldering chart before using
See frequency shifts depending on temperature

Links to Technical Information

Soldering profile: www.microware.fi/pdf/soldering-chart.pdf
Frequency shifts: www.microware.fi/pdf/frequency-shifts-table.pdf

Links to Company Information

Services: www.microware.fi/servicesandprices.php
Contacts: www.microware.fi/contacts.php